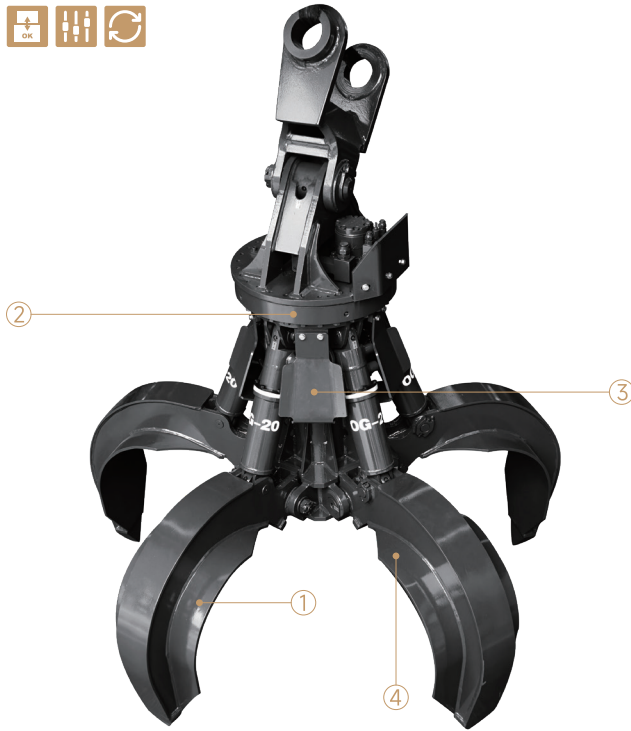
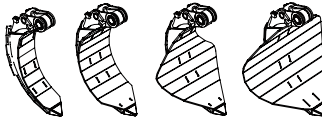


FEATURES



- Fully closing tines (F)
- Half closing tines (H)
- Wide style of pointed tines (W)
- Pointed Tines (T)



1

Multiple shell options are available to ensure exact compatibility with tasks and provide optimal solutions for processing different materials.

2

All models offer the option of adding a hydraulic rotation device for improved handling precision.

3

Enhanced protection for cylinders and hoses ensures extended durability.

4

Available in 4-Tine, 5-Tine.

JULY 2024



+86 13601643237
 info@mhaconstructionequipment.com
 www.mhaconstructionequipment.com
 No.28,Zhenxing Road,Changzhou,Jiangsu



MHA Construction Equipment

MHA Orange Peel Grabs



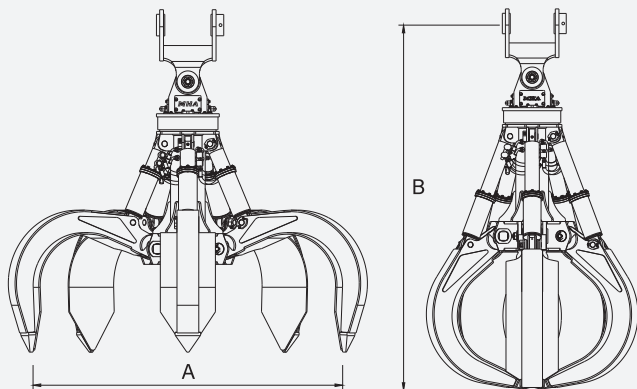
FEATURES

TECHNICAL SPECIFICATIONS

OG-10



+	Class of Excavator	12-18TON
+	Weight (Including Rotator)	550KG
+	Capacity	0.3M ³
+	Tines	5
+	Maximum Opening A	1550MM
+	Jaw Closed Height B	1150MM

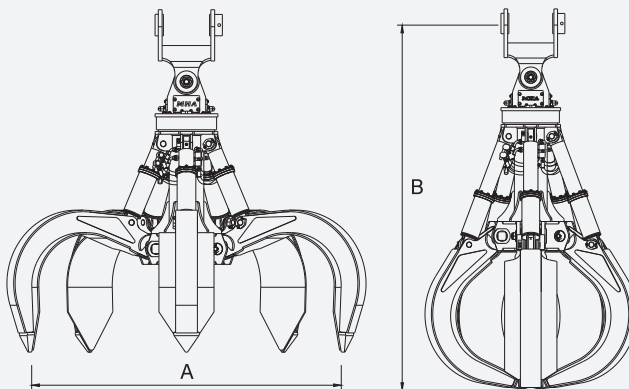


TECHNICAL SPECIFICATIONS

OG-20



+	Class of Excavator	18-24TON
+	Weight (Including Rotator)	1050KG
+	Capacity	0.6M ³
+	Tines	5
+	Maximum Opening A	1950MM
+	Jaw Closed Height B	1760MM



TECHNICAL SPECIFICATIONS

OG-30



+	Class of Excavator	30-36TON
+	Weight (Including Rotator)	1720KG
+	Capacity	1M ³
+	Tines	5
+	Maximum Opening A	2500MM
+	Jaw Closed Height B	2500MM

