


FEATURES

JULY 2024



1

Hardox 450 in my body.

2

The powerful cylinders rod is protected by a rod cover.

3

Three rotation types, F type(free rotation), S type (hydraulic rotation) and A type(auto rotation).

4


Top-class opening and crushing range.

5

The strong rotator features a durable slew ring.

6

The Speed-Valve improves productivity and protects the hydraulic system from pressure peaks.



+86 13601643237



info@mhaconstructionequipment.com



www.mhaconstructionequipment.com



No.28,Zhenxing Road,Changzhou,Jiangsu




MHA Construction Equipment

MHA Demoliton Crusher




TECHNICAL PARAMETERS

CB-12



+ Working Weight	1100KG	Working Pressure	32MPA
+ Max.Jaw Opening	850MM	Crushing Force A	520KN
+ Height	1820MM	Crushing Force B	786KN
+ Cutter Length	180MM	Class of Excavator	10-18TON


CB-18



+ Working Weight	1600KG	Working Pressure	32MPA
+ Max.Jaw Opening	950MM	Crushing Force A	625KN
+ Height	2030MM	Crushing Force B	952KN
+ Cutter Length	180MM	Class of Excavator	12-20TON


TECHNICAL PARAMETERS

CB-22



+ Working Weight	2100KG	Working Pressure	32MPA
+ Max.Jaw Opening	1100MM	Crushing Force A	785KN
+ Height	2300MM	Crushing Force B	1280KN
+ Cutter Length	180MM	Class of Excavator	20-30TON

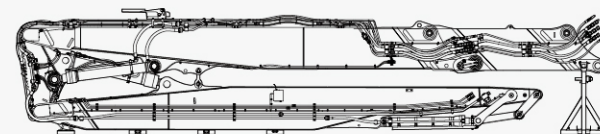
CB-28



+ Working Weight	2800KG	Working Pressure	32MPA
+ Max.Jaw Opening	1200MM	Crushing Force A	840KN
+ Height	2600MM	Crushing Force B	1368KN
+ Cutter Length	180MM	Class of Excavator	28-40TON

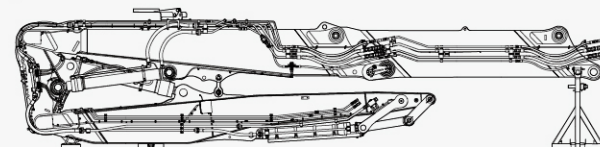
DEMOLITION MACHINE

① Two-piece boom front type



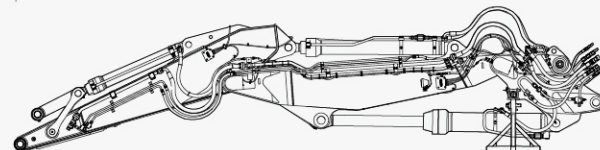
- Underground structure can be dismantled
 - + Multiboom Type
 - + Applications
 - + Demolition Range
 - + Max. Tool Weight
- | |
|----------------------------------|
| TWO-PIECE BOOM FRONT TYPE |
| LOAD-BEARING STRUCTURE |
| -8~+14M |
| 4500KG |

② High lift front type



- Replace the counterweight and the widening track if necessary
 - + Multiboom Type
 - + Applications
 - + Demolition Range
 - + Max. Tool Weight
- | |
|-----------------------------|
| HIGH LIFT FRONT TYPE |
| HIGH-RISE BUILDING |
| 0~23M |
| 2600KG |

③ Ultra long lift front type



- Replace the counterweight and the widening track if necessary
- + Multiboom Type
 - + Applications
 - + Demolition Range
 - + Max. Tool Weight
- | |
|-----------------------------------|
| ULTRA LONG LIFT FRONT TYPE |
| SUPERTALL BUILDING |
| 0~27M |
| 2600KG |